



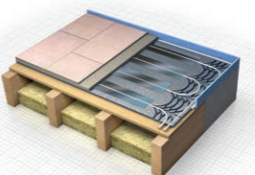






The Nu-Heat underfloor heating range

Nu-Heat Know-How

System types - covering a wide range of applications

Specialist retrofit systems - where height build-up/heat output are important

	Screed 	FastDeck® 	Suspended timber 	Acoustic 	LoPro® Lite 	LoPro® 10  	LoPro® Max 
	The heating tube is clipped into standard insulation and held in place with Cliptrack before screed is poured or trowel-applied.	Patented injection moulded plastic panels retain and push pipe up to high-density aluminium-laminated gypsum panel	UFH tube is fed through pre-notched or drilled joists and held securely with patented ClippaPlate®	UFH tube is integrated into a floor cassette comprising construction elements proven to improve acoustic performance <i>Robust Details available</i> 	High-density EPS LoPro® Lite panel is laid over the existing floor and metal heat diffuser plates are then positioned into the grooves	Pre-routed gypsum boards holding the UFH tube in place are laid over the existing floor.	Castellated panels hold the heating tube in place before being covered by a specialist self-levelling compound, LoPro® QuickSet®
PROJECT SUITABILITY	Extensions	✓	✓	✓	✓	✓	✓
	New-build	✓	✓	✓	✓	✓	✓
	Renovations	✓	✓	✓	✓	✓	✓
	Ground floors	✓	✓	✓	✓	✓	✓
	Upper floors	✓	✓	✓	✓	✓	✓
	Apartments	✓	✓	✓	✓	✓	✓
	Office-to-residential	✓	✓	✓	✓	✓	✓
Installed over floor or under floor?	In sub-floor, over floor insulation on either concrete or beam and block floor	Directly over timber, solid floor deck or screed	Under the floor deck, either between joists or straddling them	Dependent on system	Directly over sub-floor/structural deck	Directly over timber or solid floor deck	Directly over timber or solid floor deck
Installation schedule	1st FIX	1st FIX & 2nd FIX	1st FIX	1st FIX & 2nd FIX	1st FIX	2nd FIX	2nd FIX
Full height build-up (exc floor coverings & insulation)	50-65 mm	35 mm	0 mm	Dependent on system	Dependent on system	15 mm	22 mm
Heat output	high Up to 120W/m ²	high Up to 90W/m ²	medium Up to 70W/m ²	medium / high Up to 70W/m ² / Up to 120W/m ²	medium / high Up to 80W/m ² / Up to 110W/m ²	high Up to 110W/m ²	very high Up to 120W/m ²
Heat conduction method	Through screed	Aluminium-laminated gypsum panels	Metal heat diffuser plates	Dependent on system	Metal heat diffuser plates	Gypsum panels	Specialist LoPro® QuickSet self-levelling compound
Fastflo tube size	14 mm or 17 mm	14 mm	14 mm	10 mm or 14 mm	10 mm	10 mm	10 mm or 14 mm
Drying time	1 day/mm screed	No drying necessary	No drying necessary	Dependent on system	No drying necessary	Self-levelling compound dry in 8 hours/overnight	8 hours - foot traffic 72 hours - floor coverings
Nu-Heat system codes	SC14, SC17, SL17, SCB14, SCS14, SL14, SM14, SM17, SMC14, SP14, SPI14, SSE14, SSE17, SSP14, SSP17, SST14, SST17	FD14 or FastDeck®	TPBA14, TPBAK14, TS14, TSB14, TSG14	ADPK14, ADPKC14, AKA14, APC14, APT14, ASC14, ASCE14, ASL14, ASLE14, AST14, ATAC14, ATAK14, ATPAK14, ALPB10, ALPFC10, ALPFT10, ALPRAF10, AP14	LPLT10, LPLCB10	LoPro® 10	LoPro® Max LoPro® Max14